

Tesi 60cm Wall Hung Vanity Unit

ILLUSTRATED

- T0050** Tesi 60cm wall hung vanity unit with 2 drawers and integrated handle
- T3510** Tesi 60cm vanity washbasin, 1 taphole with overflow
- E0157** Wall fixing set
- BC724** Cerafine O single lever basin mixer
- EE230339** Space saving trap and waste pipe assembly for use with furniture basin units

OPTIONS

- E0079** Trap 1¼" Contemporary metal bottle, 75mm seal

ILLUSTRATED PRODUCT DETAILS

Sizes

T3510 w:625 x d:450

Weights

T0050 19.00 KG

T3510 13.40 KG

E0157 0.16 KG

BC724 1.43 KG

EE23033 0.10 KG

9

Materials

T0050 MFC

T3510 Fine Fireclay

E0157 Metal

BC724 Chrome Plated Brass


EE23033 Plastic

9


Finishes

T0050  Gloss White (OV)

T3510  White (01)

E0157  Neutral / No Finish (67)

BC724  Chrome (AA)

EE23033  Neutral / No Finish (67)











Flow rates

BC724 5 Litres per minute @ 3 bar pressure

Designer

Robin Levien, RDI

FINISH OPTIONS

- | | | |
|--|---|--|
|  (OV) Gloss White |  (PH) Gloss Light Grey |  (PU) Matt Dark Taupe |
|  (VI) Light Wood |  (ZT) Silk Black |  (01) White |
|  (V1) Silk White |  (V3) Silk Black |  (AA) Chrome |
|  (XG) Silk Black | | |

Standards

EN 14749:2005

Special Notes

Furniture units should be installed in a bathroom with adequate ventilation. Mounting kit included. Always use appropriate fixings to suit the type of wall.

E: info@idealspec.co.uk | T: 0870 122 8822 | F: 0870 122 8282 | www.idealspec.co.uk

Ideal Standard (UK) Ltd. makes every effort to ensure that the information provided on its website is accurate. However, we cannot guarantee this, and accept no liability for any information or advice given via its website.