

Strada II Wall Mounted WC Pan

ILLUSTRATED

- T2997** Strada II wall mounted wc pan with horizontal outlet and Aquablade® technology
- S3643** Conceala 2 4.5/3 or 4/2.6 litre cistern, dual flush valve, side supply, internal overflow, alternative height plastic flushbends, no flushplate/button
- T3856** Strada II toilet seat and cover
- E4463** Karisma flush plate, dual flush, unbranded for Conceala 2 cisterns
- E0060** Support frame with bolts for wall mounted toilet bowls

OPTIONS

- T3601** Strada II toilet seat and cover slim, slow close
- T3857** Strada II seat and cover, slow close
- T3600** Strada II toilet seat and cover slim

ILLUSTRATED PRODUCT DETAILS






Weights

- T2997** 25.00 KG
- S3643** 2.70 KG
- T3856** 2.70 KG
- E4463** 0.20 KG
- E0060** 4.28 KG

Materials

- T2997** Vitreous China
- S3643** Plastic
- T3856** Plastic
- E4463** Chrome Plated Plastic
- E0060** Metal

Finishes

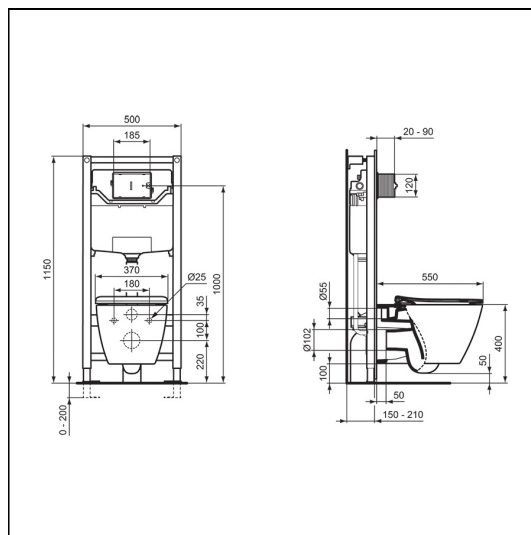
- T2997**  White (01)
- S3643**  Neutral / No Finish (67)
- T3856**  White (01)
- E4463**  Chrome (AA)
- E0060**  Neutral / No Finish (67)

Capacity

- S3643** 4.0 litres

Designer

Robin Levien, RDI



FINISH OPTIONS



Special Notes

E0060 support brackets secured to floor within the duct. WC fixed to support brackets with bolts supplied and hidden fixation set provided. Joint sealed with waterproof sealant (not supplied).