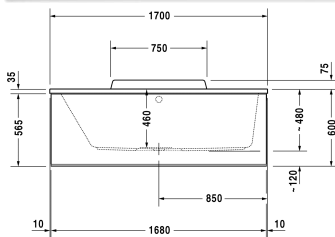
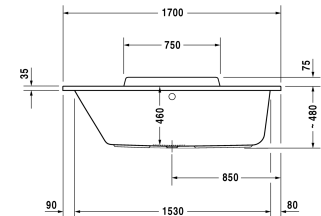
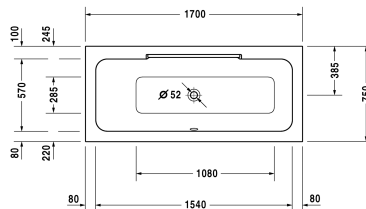


Bathtub with support feet (for standard installation) # 70030400000000

| < 1700 mm > |



Bathtub with support feet (for standard installation)	Dimension	Weight	Order number
rectangle, built-in or for panel, with one backrest slope left, sanitary acrylic , Filling capacity 170 l			
Colors			
00 White Alpin			
Variant			
Basic model	1700 x 750 mm	32.000 kg	70030400000000
Suitable setting			
LED coloured light with remote control for bathtubs, (white -00, chrome -10)			790840
Suitable panels			
Furniture panel for niche, for # 7X0294 (1700 x 700 mm), for # 7X0295 (1700 x 700 mm), for # 7X0296 (1700 x 750 mm), for # 7X0297 (1700 x 750 mm), for # 700302 (1700 x 700 mm), for # 1690 mm 700303 (1700 x 700 mm), for # 700304 (1700 x 750 mm), for # 700305 (1700 x 750 mm)			DS8938
Furniture panel for back-to-wall version, for # 7X0296 (1700 x 750 mm), for # 7X0297 (1700 x 750 mm), for # 700304 (1700 x 1690 x 740 mm 750 mm), for # 700305 (1700 x 750 mm)			DS8777
Furniture panel for corner right, for # 7X0296 (1700 x 750 mm), for # 7X0297 (1700 x 750 mm), for # 700304 (1700 x 750 1690 x 740 mm mm), for # 700305 (1700 x 750 mm)			DS8782
Furniture panel for corner left, for # 7X0296 (1700 x 750 mm), for # 7X0297 (1700 x 750 mm), for # 700304 (1700 x 750 mm), 1690 x 740 mm for # 700305 (1700 x 750 mm)			DS8787
Suitable products			

**Bathtub with support feet (for standard installation) #
700304000000000**

|< 1700 mm >|

Bathtub anchors for mounting and support of bathtubs and shower trays, 3 pieces,	790103
Rubber profile for noise reduction, length: 3300 mm,	790126
Waste and overflow Quadroval chrome, for bathtubs with central outlet, outlet diameter 52 mm, length of bowden cable 650 mm,	790289
Waste and overflow Quadroval with water inlet, chrome, *, for bathtubs with central outlet, outlet diameter 52 mm, length of bowden cable 650 mm,	790290
Noise reduction set for acrylic bathtubs ****, Contents: noise protection bathtub anchors, bitumen pads, rubber profile # 790104,	791368

All drawings contain the necessary measurements which are subject to standard tolerances. Exact measurements, in particular for customised installation scenarios, can only be taken from the finished ceramic piece.